

# Towards Robots Conducting Chemical Experiments

Gheorghe Lisca, Daniel Nyga, Ferenc Bálint-Benczédi, Hagen Langer and Michael Beetz

**Abstract**—Autonomous mobile robots are employed to perform increasingly complex tasks which require appropriate task descriptions, accurate object recognition, and dexterous object manipulation. In this paper we will address three key questions: *How to obtain appropriate task descriptions from natural language (NL) instructions, how to choose the control program to perform a task description, and how to recognize and manipulate the objects referred by a task description?* We describe an evaluated robotic agent which takes a natural language instruction stating a step of DNA extraction procedure as a starting point. The system is able to transform the textual instruction into an abstract symbolic plan representation. It can reason about the representation and answer queries about what, how, and why it is done. The robot selects the most appropriate control programs and robustly coordinates all manipulations required by the task description. The execution is based on a perception sub-system which is able to locate and recognize the objects and instruments needed in the DNA extraction procedure.

## I. INTRODUCTION

As the area of autonomous robot manipulation gets more mature it is also getting more important that we better understand the nature of the underlying information processing mechanism by building complete systems that perform human-scale manipulation tasks. The importance of research concerning the building of complete robotic agents cannot be overestimated. We have made impressive progress in component technologies such as navigation, grasping, and perception but so far it is not clear how the individual components have to be pieced together to produce competent autonomous activity.

Consider, for example, the control of robot motions. We see many systems that produce and often even learn to produce very sophisticated motion patterns such as flipping a pancake or catching a ball in a cup. However, these systems have no idea of what they are doing. You cannot ask them about the desired and undesired effects of actions, how the course of action could be changed in order to avoid some unwanted side effect, and so on. For example, the result of pouring a chemical substance into a container might cause an explosion.

The reason for this situation is that in order to learn or generate sophisticated motions you have to completely formulate the problem in a mathematical model that is then solved in order to generate a control law that constitutes a desirable mathematical solution. The problems of how the mathematical models and computational problems can be generated by a robot tasked with a NL instruction and




Fig. 1: Uni-Bremen's PR2 pipetting.

looking at a particular scene has not received sufficient attention. The same holds for the problem of enabling robots to answer questions about what they are doing, how, why, what could possibly happen, and so on.

In this paper we describe a robotic agent that is capable of autonomously conducting chemical experiments with ordinary laboratory equipment based on NL instructions for these experiments. The actions that the robotic agent is to perform include taking tubes, opening and closing them, putting them into a rack, mixing chemical substances through pipetting, and operating a centrifuge by opening and closing it, loading and unloading it, and pushing the start button.

The application is interesting because it requires the robot to perform only a small set of manipulation actions but by combining these actions in different ways and performing them with different substances and quantities the robot can potentially perform thousands of different chemical experiments by reading and executing instructions for experiments. In addition, large knowledge bases about chemistry that are available in standardized and machine readable form in the semantic web enable us to realize knowledgeable robots with comparatively little effort.

The main contribution of this paper is the realization of a complete robot agent that can autonomously conduct (carefully selected) chemical experiments. In this context the main technical contributions are:

- 1) The generation of abstractly parameterized plans from NL instructions, which means that a language instruction such as "neutralize 250ml hydrochloric acid" is translated into an abstractly parameterized action description like the one in Algorithm 1. This description

Institute for Artificial Intelligence, Department for Computer Science, University of Bremen, Germany. {lisca, nyga, balintbe, hlangner, beetz}@cs.uni-bremen.de

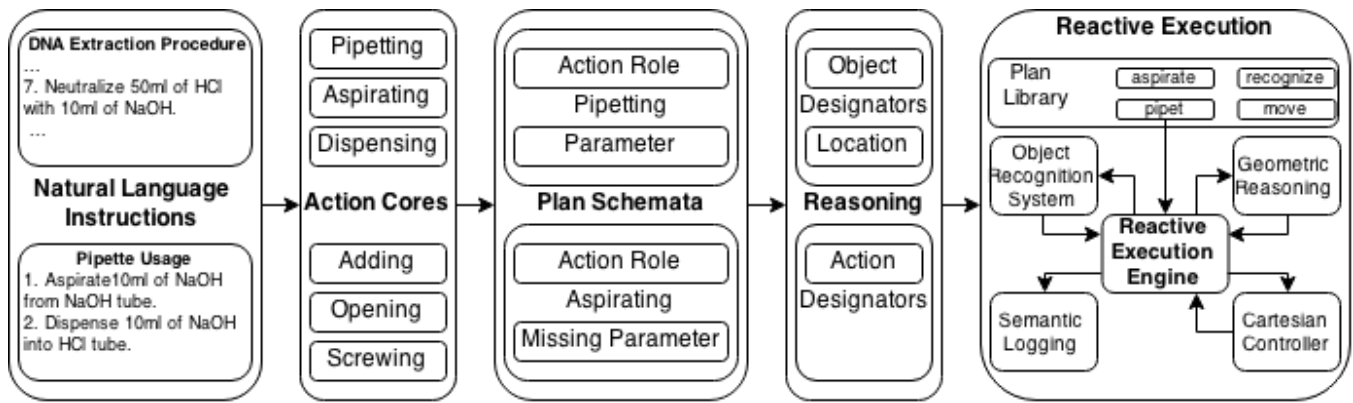


Fig. 2: Agent's Conceptual Architecture

#### Algorithm 1 Abstractly Parametrized Action Description

```

1: (perform
2:   (an action
3:     (type pipetting)
4:     (object-acted-on ...)
5:     (source ...)
6:     (destination ...)))

```

names the plan to be called, namely pipetting, and assigns each of the formal parameters of the pipetting plan an abstract symbolic parameter description. To deal with the incompleteness and ambiguities of NL instructions the robotic agent employs first-order probabilistic reasoning to carry out this interpretation step.

- 2) A knowledge-enabled perception component that is able to recognize symbolically described objects such as “the pipette containing the acid substance” or “the lid of the tube in the rack” and localize them accurately enough to allow for high precision manipulation tasks such as putting a tip on the pipette.
- 3) The perceptually grounded execution of abstractly parameterized plans that takes abstract descriptions of objects, locations, and actions and translates them into specific numeric parameters such as the 6D pose of the pipette for releasing the content of the pipette.
- 4) The acquisition and the reasoning about episodic memories of chemical experiment activities that enable the robotic agent to answer queries about what it did in the episode, how, why, what happened, etc.

The robotic agent was shown in a public demonstration (see youtube video<sup>1</sup>), in which it participated in the Ocean Sampling Day.

The remainder of this paper is structured in the following way: Section II will present an overview of our system. In Section III we will describe the NL understanding component. Section V will explain the first symbolic representation of an instruction. In Section V-A the reasoning mechanism which separates the symbolic task descriptions in more specific symbolic descriptions for action, object and location, will be presented. In Section V-B we will explain how the specific descriptions are used at runtime. The experiments and drawn conclusions will be summarized in the sections VI and VIII, respectively.

<sup>1</sup>[https://www.youtube.com/watch?v=sB7\\_xEARquM](https://www.youtube.com/watch?v=sB7_xEARquM)

## II. CONCEPTUAL ARCHITECTURE OF THE ROBOTIC AGENT

From describing the *DNA Extraction Procedure* and *Pipette Usage* through NL instructions to having the robot reactively pipetting: *which are the key steps an intelligent robot has to go through in order to parametrize its control programs from NL?* The first step is to understand the NL instructions which task him (cf. Figure 2).

The two sets of NL instructions for neutralization and pipette usage are parsed using the Stanford parser [1], and the identified syntactic roles are stored in a probabilistic first order relational database. *WordNet* [2] is used for identifying word meanings. Based on the meanings and syntactic roles of instruction's words, the action cores for *pipetting*, *aspirating* and *dispensing* which match the best given instructions are identified. The matching process assigns action roles to the words in the instruction. The roles of action cores which don't have an instruction word associated with them, will be used to infer instruction's implicit words which are missing from instruction's text. *aspirating* and *dispensing* involve the instrument *pipette* which doesn't explicitly appear in the *Pipette Usage* instructions' text.

Each action core has a *Plan Schema*, detailed in Section V, associated with it. A plan schema groups into a tuple the action verb and the action roles from the same action core. The tuple can be regarded as an abstract description of an action. Defined in this way, a plan schema is fully parameterizable by its associated action core. A fully parametrized plan schema is a plan schema for which all its action roles were replaced by instruction-specific entities.

In the first phase of the third step, from previously obtained fully parametrized plan schema, the *Reasoning Mechanism*, detailed in Section V-A, extracts the symbolic descriptions of objects, locations and actions. We call these symbolic descriptions: *designators*. In the second phase of this step, from the freshly extracted action designator, the reasoning mechanism infers which control program is the most competent one for performing the manipulations required by the action description. We call the control program simply *plan* and the entire collection of control programs *Plan Library*.

In the fourth step, from the plan library, the *Reactive*

*Execution Engine*, detailed in Section V-B, retrieves the plan inferred by the reasoning mechanism. The plan gets the previously extracted object and location designators as parameters and runs as a normal program. At plan's runtime the reactive execution engine triggers the *Semantic Logging* [3] module to log plan's context, goals events and the sensor data which influenced robot's decisions. *OpenEASE* [4] is the web-based knowledge service which collects the data about robot's runtime experiences and makes it available to other robots.

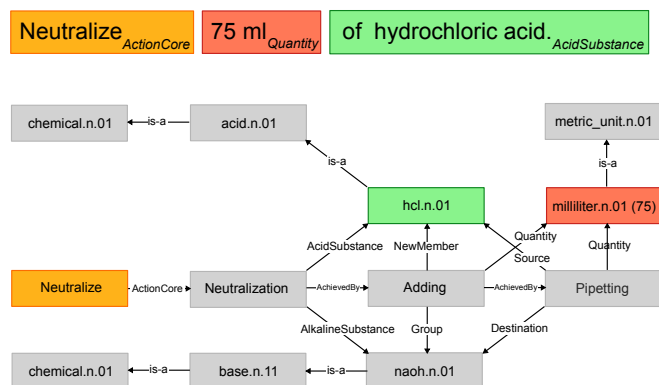
### III. GENERATING ABSTRACTLY PARAMETERIZED PLANS FROM NL INSTRUCTIONS

Robotic agents acting in human environments must be capable of proficiently performing complete jobs in open environments that they have not been preprogrammed for. A promising direction towards this skill, which has gained a lot of attraction in the recent couple of years, is to equip robots with the capability to acquire new high-level skills from interpreting NL instructions, which can be found in abundance on the web. Instruction sheets provide a rough and sketchy sequence of actions that needs to be executed in order to accomplish a task.

However, these instructions typically are written by humans and are intended for human use, so they lack massive amounts of information about how particular action steps are to be executed, on which objects they are to be performed, which utensils to be used and so on. In addition, a specific action can be achieved in different ways or even must be achieved in a very particular way, depending on the current context the action takes place in. As an example, consider an action like 'add hydrochloric acid', which might be taken from an instruction sheet describing a chemical experiment. It is neither specified explicitly where to add the acid to, how much of it, or how to add it. If the amount that is to be transferred is very small and accurately specified, such as '5 drops', one may want to choose a pipette for doing the addition. Conversely, if 100 ml should be transferred, one should use a measuring cup and pour directly from the container where the acid is located.

Thus, instructions stated in NL are severely vaguely formulated, they are ambiguous and underspecified, and proficiently performing instructions requires a robotic agent to *interpret what is meant* by an instruction by *understanding what is given* and *inferring what is necessary*.

*Probabilistic Action Cores* (PRAC) [5] are action-specific first-order probabilistic knowledge bases that are able to interpret instructions formulated in NL and infer the most probable *completion* of an action with respect to its abstract, symbolic parameterizations. More specifically, action cores can be regarded as abstract patterns of actions and events, which have a set of formal parameters attached that must all be known in order to parameterize a robot plan appropriately. As an example, consider the NL instruction "neutralize 10 ml of hydrochloric acid." In this example, a 'Neutralization' (in a chemical sense) represents an action core, which has attached to it two *action roles*, namely an *AcidSubstance*



**Fig. 4:** Exemplary instance of action cores and their action roles for the 'neutralization' example. The colored nodes are given as evidence, whereas the gray nodes and the role assignments need to be inferred.

and an *AlkalineSubstance*, which both must be known in order to perform the neutralization. However, in the original instruction, the alkali counterpart is not specified. From a probabilistic point of view, one can query for the *most likely role assignment* given what is explicitly stated in the instruction:

$$\arg \max_c P \left( \begin{array}{c} is-a(s, c) \\ \left| \begin{array}{l} action-core(a, Neutralization) \\ AcidSubstance(a, hcl) \\ is-a(hcl, hcl.n.01) \\ AlkalineSubstance(a, s) \end{array} \right. \end{array} \right),$$

i.e. we are querying for the most probable type  $c$  of an entity  $s$  that fills the *AlkalineSubstance* role, given the action core *Neutralization* and the type *hcl.n.01* of the *AcidSubstance* role. A graphical representation of this action core is given in Figure 4.

In many cases, it is not sufficient to consider the action verb as it is stated in an instruction. In our example, the neutralization is not a directly executable action. It rather denotes a chemical process that needs to be triggered. A robot thus needs to be equipped with reasoning capabilities that allow to infer *how* a particular action can be achieved. The neutralization, for instance, can be achieved by *adding* the alkaline substance to the acid that is to be neutralized, and, since the amount of 10 ml is small and accurately specified, the adding action can be achieved by pipetting one substance to the other. PRAC uses a dedicated action role *AchievedBy*, which enables to reason about which action can be achieved by some other action, given its abstract parameterization.

PRACs are implemented as Markov logic networks [6], a powerful knowledge representation formalism combining first-order logic and probability theory. A key concept in PRAC is heavy exploitation of taxonomic knowledge, which enables to learn PRACs from very sparse data. By exploiting the relational structure of concepts in a real-world taxonomy like the WordNet lexical database, PRAC can perform reasoning about concepts that it has not been trained with.

Action cores can be regarded as conceptualizations of actions that can have an abstract plan schemata attached to them. In these cases, action roles interface the formal



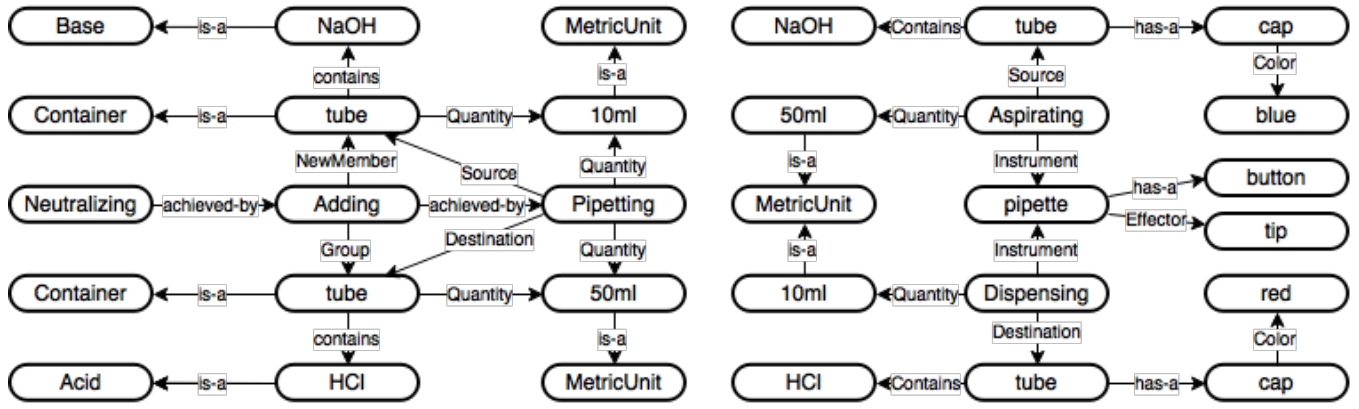


Fig. 3: Action Cores: Neutralizing, Pipetting, Aspirating and Dispensing




Fig. 5: Description of the perceived objects

parameters of the plan. For a more detailed discussion of the PRAC system, we refer to [7].

#### IV. KNOWLEDGE-ENABLED PERCEPTION OF EXPERIMENT SETUPS

Detecting the necessary objects for executing the experiment becomes challenging, given the nature of the tasks which are needed to be executed and the noisy input data. Furthermore it is not enough to detect the labels of each object, but identifying parts of them is also necessary (e.g. opening of a bottle or a tube). To address these challenges we use a knowledge-driven approach, where the perception system can reason about the objects it perceives and infer the correct processing step for detecting the parts of the objects to be manipulated[8].

This is done through a two step process. First the objects, their corresponding class labels, visual properties and their initial pose are detected. Since the objects are represented in our knowledge-base, based on their class labels we have access to information that can help further examining them. In Figure 5 for example the objects *rack* and *bottle* have the property *contains*, from which we can infer the next processing step necessary to find the openings of the bottle or detect if the tubes are closed or open.

We define Prolog rules which are able to deduce param-

**Algorithm 2** Prolog rule for deducing the radius of a cylindrical container to be detected.

```

1: fitCircle(Object, Radius) :-
2:   category(Object, 'container'),
3:   object-part(Object, Opening),
4:   geo_primitive(Object, 'cylindrical'),
5:   radius(Opening, Radius).

```




Fig. 6: The fitted circles on containers' openings

terizations for more general perception algorithms, in order to detect the necessary parts of the objects. For example the predicate from Algorithm 2 deduces the radius of a circle that needs to be fit to an object that is a cylindrical container. The results of the perception system after executing this query are shown in Figure 6.

#### V. PERCEPTUALLY GROUNDED EXECUTION OF ABSTRACTLY PARAMETRIZED PLANS

As we introduced it in Section II, a plan schema is a template defined over an action verb and the set of action roles defined within an action core.

$((\langle \text{Action Verb} \rangle) (\langle \text{Action Role}_0 \rangle) \dots (\langle \text{Action Role}_n \rangle))$

A fully parameterized plan schema guides the reasoning mechanism in inferring the most adequate plan which has to run in order for robot to execute the instructions with which is tasked. *pipetting* plan schema, Code Excerpt 3, states that the pipetting action firstly needs a *source* which *contains* a specific chemical and is of *type* container and secondly it needs a *destination* which *contains* another specific chemical and is of *type* container too. *pipetting* plan schema starts to capture *what* has to be done for the *pipetting* action. Once the pipetting action schema is fully parameterized it specifies exactly with which objects the pipetting action has to be performed. *pipetting* fully parameterized plan schema

---

**Algorithm 3** Plan Schemata

---

```
1: (pipetting
2:   (from ((source Pipetting)
3:     (chemical (contains (source Pipetting)))
4:     (type (is-a (source Pipetting)))))
5:   (into ((destination Pipetting)
6:     (chemical (contains (destination Pipetting)))
7:     (type (is-a (destination Pipetting)))))
8: )
9: (aspirating
10:  (from ((source Aspirating)
11:    (chemical (contains (source Aspirating)))))
12:  (amount (quantity Aspirating))
13:  (into ((instrument Aspirating))))
14: )
15: (screwing
16:  (the (mobile-object Screwing))
17:  (on (fixed-object Screwing))
18:  (using (tool Screwing)))
```

---

---

**Algorithm 4** Action Designators

---

```
1: (pipetting
2:   (from Container)
3:   (with Instrument)
4:   (into Container))
5: )
6: (aspirating
7:   (from Container)
8:   (amount Quantity)
9:   (into Instrument))
```

---

doesn't contain *how* pipetting has to be done. *How* an action will be done only the control programs know. *screwing* fully parameterized plan schema cannot specify *how pressing* and *rotating* motions must happen. Instead the *screw* plan *knows* it must simultaneously run the *press* and *rotate* plans.

#### A. Reasoning On Fully Parametrized Plan Schemata

From a fully parametrized plan schema our Prolog-based reasoning mechanism extracts designators for: actions, objects, and locations. In particular for the fully parametrized pipetting plan schema the reasoning mechanism extracts the action designator for pipetting action, the object designators for pipette and containers and the location designators relative to them. In Code Excerpts 5 - 6. Designators are symbolic descriptions. Syntactically they have the form of a set of attribute-value pairs. Semantically they start existing

$$((\langle attr_0 \rangle \langle val_0 \rangle) \dots (\langle attr_n \rangle \langle val_n \rangle))$$

as underspecified descriptions for each entity involved by NL instruction and needs a representation. The semantics of a designator gives the designator's type. While the control system is running those symbolic representations grow complex incorporating more details about the entities they are referring to.

The Pipetting action designator from Code Excerpt 4 states *what* pipetting action needs in terms of classes of entities - specifically it needs two entities of type *Container* and an entity of type *Instrument*. The difference between the pipetting plan schema and the pipetting action designator resides on their different domains of definition. The first of them is defined over the set of action roles and the second is defined over the set of symbolic features.

Test tube designator Code Excerpt 5 states that it is of *type Container*, having a *size* of *500ml*, contains *NaOH*, and

---

**Algorithm 5** Object Designators

---

```
1: (test-tube
2:   (type Container)
3:   (size 500ml)
4:   (contains NaOH)
5:   (has-a
6:     (cover
7:       (type cap)
8:       (color blue))))
9: )
10: (pipette
11:   (type instrument)
12:   (capacity 10ml)
13:   (has-a button-designator)
14:   (has-a effector-designator))
```

---

---

**Algorithm 6** Location Designators

---

```
1: (above
2:   test-tube-designator)
3: )
4: (inside
5:   bottle-NaOH-designator)
```

---

*has-a cover* of *type cap* and *color blue*. The robot's *Object Recognition System* detailed in Section IV accepts the vague and symbolic object designators of test tube and returns it enriched with more perceived details like for example test tube's 6D pose.

Location designators are defined relative to object designators. They behave like space quantifiers and refer to different regions around objects. *Above* and *inside* are two location designators. They are defined relatively to at least one object. In Code Excerpt 6 they refer to the spatial region above the test tube and to the spatial region inside the bottle containing the chemical compound NaOH.

#### B. Plan Execution

The reasoning mechanism infers from pipetting action designator that the *pipet* plan, depicted in Code Excerpt 7, is the most competent to perform it. The pipet plan takes as arguments four designators which symbolically describe the *source* holding the liquid from which the *amount* must be transferred into the *destination* by using the *instrument*. Inside its body, the *pipet* plan coordinates sequentially another two plans which *aspirate* a specific *amount* of liquid into the *instrument* and *dispense* it into the *destination*. At its turn the *aspirate* plan coordinates other simpler plans which *move* an object, *press* an object part respectively *release* an object part. In order to move *instrument's effector* (pipette's tip) the *object-part* quantifier is used to cast the effector as an object and give it as actual parameter to the *move* plan call. Internally the *move* plan figures out the relation between object's frame to be moved and object's grasping points. Taking into account this relation the plan is appropriately parametrizing the controller to perform the right motions.

1) *Plan Language*: For coding the *pipet* plan we used CRAM Plan Language (CPL) [9] which reimplements and extends RPL [10]. CPL's control structures are designed to allow reasoning about the plan and revising it in case a failure is detected. Plans implemented in CPL can be more than a sequence of atomic actions. They can run concurrently, in loops, they can be synchronized and they benefit of failure handling mechanism. Reasoning on plans can be done

---

**Algorithm 7** Pipetting Plan

---

```
1: (def-plan pipet (source instrument amount destination)
2:   (seq
3:     (aspirate (source instrument amount))
4:     (dispense (instrument amount destination))))
5:
6: (def-plan aspirate (source instrument amount)
7:   (seq
8:     (recognize source)
9:     (move (object-part effector instrument)
10:      (above source))
11:     (recognize (object-part button instrument))
12:     (press (object-part button instrument))
13:     (move (object-part effector instrument)
14:      (inside source))
15:     (release (object-part button instrument))
16:     (move (object-part effector instrument)
17:      (above source))))
```

---

without a complete understanding of a whole plan because CPL's control structures support annotation.

2) *Plan Library*: Top-down the plan library contains task abstract but action specific plans. Bottom-up it contains hardware specific plans which communicate with robot's object recognition system and controllers via ROS [11] middleware. *pipet*, *aspirate* or *screw* are just few action specific plans. *recognize*, *move* or *rotate* are other few hardware specific plans. Action specific plans build on top of hardware specific plans.

3) *Reactive Execution Engine*: At execution time the *pipet* plan is run as a normal control program. In the first phase the reactive execution engine queries the object recognition system, detailed in the next section by sending vague object designators and receiving them enriched with more details about recognized objects. In the second phase, before triggering robot's controllers, the reactive execution engine asks the geometric reasoning module [12] to check if the intended manipulations are feasible. The geometric reasoning module temporal projects the requested manipulations and analyzes them. If an issue is detected then the plan gets the chance to fix it. If the geometric reasoning doesn't return any issue then in the fourth phase the cartesian controller is employed to move robot's arms and perform the motions requested. For future experiments we plan to employ either a motion planner either more flexible controllers [13].

4) *Spatial Reasoning*: At the plan's runtime within robot's specific context, all symbolic location designators must be converted into numerical values understandable by robot's controllers. The geometric reasoning mechanism associates a three dimensional probability distribution to each location designator and draws a sample out of it. For moving pipette's tip inside bottle which contains sodium hydroxide, the geometric reasoning mechanism draws a sample from the probability distribution describing the volume inside the bottle. Based on this sample the *move* plan will parametrize robot's arm controllers such that they move pipette's tip in the sampled three dimensional value. Besides converting symbolic descriptions to numerical values the geometric reasoning mechanism has other more powerful functionalities like asserting if the current manipulation of an object will obstruct future manipulations involving other objects or asserting if the current manipulation will leave the environment into a stable state.

5) *Cartesian Controller*: We focus our experiments on observing how robots can perform NL instructions, more precisely on bridging NL understanding with robot's control programs. In order to move robot's arms, for a moment, we chose the simplest approach of using a inverse kinematics on top of a joint controller. For future experiments we are integrating a more flexible controller which uses defined constraints over a set of features.

6) *Semantic Logging*: When running a given plan the reactive execution engine signals a multitude of execution context characteristics like: plan's goals, the relations between the plan being run and the other sub-plans called by it or pieces of sensor data which influenced robot's decisions [3]. All descriptions are synchronized based on a time stamp.

7) *OpenEASE*: [14] collects all descriptions generated by the semantic logging module and makes them available to other robots [4]. OpenEASE is equipped with inference tools which allow reasoning on this data and answering queries regarding to what did the robot see, why, how, did the robot behaved.

## VI. EVALUATION

Our robot took part in *Ocean Sampling Day* [15] an event organized with the aim of indexing all DNAs from planetary ocean. Ideally it should have performed the entire procedure of DNA extraction on the samples collected within this event, but we had to limit our experiments to just few of them due to their big number. For testing the pipeline proposed in Section II, from *DNA Extraction Procedure* we selected the neutralization instruction which according to the amount of involved substances requires and *Adding* action or a *Pipetting* action. *PRAC* successfully attached an action role to each instruction word and inferred that the pipetting plan schema is the most appropriate to be parametrized with the specific details coming from instructions' words. The Prolog-based reasoning mechanism successfully extracted the symbolic descriptions for the pipetting action, the containers involved and the necessarily instrument and inferred that the *pipet* plan is the most competent to perform the pipetting action. When running the reasoning mechanism on the extracted pipetting action designator only the pipetting plan is identified as the most appropriate for performing the pipetting action. In future experiments we want to test whether the reasoning mechanism is able to infer an ensemble of plans which combined will should perform given action designator, be it pipetting. When executing the pipetting plan, object recognition system successfully recognized all objects involved based only on their symbolic description Figure 5. For representing the type of knowledge the robot needs in order to press pipette's button such that right amount of liquid is released we use the *KnowRob* [16] knowledge processing system for our future experiments. The cartesian controller behaved well for simple manipulations but we expect it to be overtaken in our future experiments. When manipulating the necessary objects, we assumed that the robot doesn't have to navigate and each object had a virtual grasping pose attached to it. Currently we are extending robot's navigation

plan library and its grasping capabilities by deriving grasps from objects' CAD models.

## VII. RELATED WORK

The system proposed in [17] probabilistically maps NL instructions into a set of robot primary actions and obtains the sequence of manipulations from planning in this set. The system [18] turns NL commands into a more structured representation and learns a probabilistic graphical model to associate the structured representation to a plan inferred from the set of groundings: objects, locations, actions. For training the probabilistic model people are shown a task happening inside a simulator and are asked to state in NL commands which correspond to task's requirements. The system described in [19] obtained very promising results by building, at learning time, a conditional random field over the set of NL commands and using it at runtime for minimizing an energy function over new commands. So far these systems skipped the problem of *understanding* NL instructions and focused more on correctly *associating* NL instructions to robotic primitive actions.

This approach is similar to [20] where the two robots read instructions from web and collaborated in order to perform them. The current approach tackles activities which require more accurate manipulations. Pipetting action requires the robot to use its both arms and perform accurate motions.

Adam the robot scientist is an laboratory automation system [21] which obtained remarkable results while trying to prove that the experimentation cycle can be automated. While Adam requires special deployment and minimizes the required manipulation, our robot is able to use humans' equipment and conduct experiments into a normal laboratory.

We believe that autonomous mobile robots are able to benefit of *Chemical Semantic Web*, access experiments recorded by Electronic Laboratory Notebooks [22] and perform and record their new results.

## VIII. CONCLUSIONS

In this paper we present the control system of an intelligent autonomous robot which is able to understand NL instructions and infer and run the most competent control program for performing them. For each instruction the PRAC system successfully inferred the implicit knowledge and assembled a reach instruction representation. From this representation the reasoning mechanism extracted symbolic descriptions for action, objects, locations and the most competent control program to coordinate robot's required motions. When the inferred control program was run, the robot's reactive execution engine competently coordinated the object recognition system, the geometric reasoning system and the robot's controllers in order to accurately recognize the necessary objects and competently manipulating them. The control programs contained in the plan library proved to be very flexible and highly parametrizable. Overall the entire proposed control architecture turned out to be very scalable. The used symbolic mechanism is compatible with newly developed semantic web tools for chemistry. The results

of our future experiments will report how the chemistry semantic web can be made available to intelligent robots. The semantic logging mechanism recorded all robot experiences and openEASE, the web-based knowledge base for robots makes them available to other robots.

## ACKNOWLEDGEMENTS

This work is supported by the EU FP7 Projects *RoboHow* (grant number 288533) and *ACAT* (grant number 600578).

## REFERENCES

- [1] M.-C. De Marneffe, B. MacCartney, C. D. Manning, *et al.*, "Generating typed dependency parses from phrase structure parses," in *Proceedings of LREC*, vol. 6, 2006, pp. 449–454.
- [2] "WordNet," 2008, [wordnet.princeton.edu](http://wordnet.princeton.edu).
- [3] J. Winkler, M. Tenorth, A. K. Bozcuoglu, and M. Beetz, "CRAMm – memories for robots performing everyday manipulation activities," *Advances in Cognitive Systems*, vol. 3, pp. 47–66, 2014.
- [4] M. Beetz, M. Tenorth, and J. Winkler, "Open-EASE – a knowledge processing service for robots and robotics/ai researchers," in *ICRA*, Seattle, Washington, USA, 2015.
- [5] D. Nyga and M. Beetz, "Everything robots always wanted to know about housework (but were afraid to ask)," in *IROS*, Vilamoura, Portugal, 2012.
- [6] M. Richardson and P. Domingos, "Markov Logic Networks," *Machine Learning*, vol. 62, no. 1-2, pp. 107–136, 2006.
- [7] D. Nyga and M. Beetz, "Cloud-based Probabilistic Knowledge Services for Instruction Interpretation," in *ISRR*, Genoa, Italy, 2015, accepted for publication.
- [8] M. Beetz, F. Balint-Benczedi, N. Blodow, D. Nyga, T. Wiedemeyer, and Z.-C. Marton, "RoboSherlock: Unstructured Information Processing for Robot Perception," in *ICRA*, Seattle, Washington, USA, 2015.
- [9] M. Beetz, L. Mösenlechner, and M. Tenorth, "CRAM – A Cognitive Robot Abstract Machine for Everyday Manipulation in Human Environments," in *IROS*, Taipei, Taiwan, 2010, pp. 1012–1017.
- [10] D. McDermott, "A Reactive Plan Language," Yale University, Research Report YALEU/DCS/RR-864, 1991.
- [11] M. Quigley, K. Conley, B. Gerkey, J. Faust, T. Foote, J. Leibs, E. Berger, R. Wheeler, and A. Ng, "ROS: an open-source Robot Operating System," in *ICRA*, Kobe, Japan, 2009.
- [12] L. Mösenlechner and M. Beetz, "Fast temporal projection using accurate physics-based geometric reasoning," in *ICRA*, Karlsruhe, Germany, 2013, pp. 1821–1827.
- [13] G. Bartels, I. Kresse, and M. Beetz, "Constraint-based movement representation grounded in geometric features," in *ICHR*, Atlanta, Georgia, USA, 2013.
- [14] M. Tenorth, J. Winkler, D. Beßler, and M. Beetz, "Open-ease – a cloud-based knowledge service for autonomous learning," *KI – Künstliche Intelligenz*, 2015, accepted for publication.
- [15] Micro B3. (2014) Ocean sampling day. [Online]. Available: [www.microb3.eu/osd](http://www.microb3.eu/osd)
- [16] M. Tenorth and M. Beetz, "KnowRob – A Knowledge Processing Infrastructure for Cognition-enabled Robots," *International Journal of Robotics Research (IJRR)*, vol. 32, no. 5, pp. 566 – 590, April 2013.
- [17] Mario Bollini, Jennifer Barry, and Daniela Rus, "BakeBot: Baking Cookies with the PR2," in *The PR2 Workshop, from International Conference on Intelligent Robots and Systems (IROS)*, 2011.
- [18] S. Tellex, T. Kollar, S. Dickerson, M. R. Walter, A. G. Banerjee, S. J. Teller, and N. Roy, "Understanding natural language commands for robotic navigation and mobile manipulation," in *AAAI*, 2011.
- [19] Dipendra K Misra, Jaeyong Sung, Kevin Lee, Ashutosh Saxena, "Tell Me Dave: Context-Sensitive Grounding of Natural Language to Mobile Manipulation Instructions," in *RSS*, 2014.
- [20] M. Beetz, U. Klank, I. Kresse, A. Maldonado, L. Mösenlechner, D. Pangercic, T. Rühr, and M. Tenorth, "Robotic Roommates Making Pancakes," in *ICHR*, Bled, Slovenia, 2011.
- [21] R. D. King, "The automation of science," *Science*, vol. 324, no. 5923, pp. 85–89, April 3, 2009.
- [22] C. L. Bird, C. Willoughby, and J. G. Frey, "Laboratory notebooks in the digital era: the role of elns in record keeping for chemistry and other sciences," *Chem. Soc. Rev.*, vol. 42, pp. 8157–8175, 2013.